

HBC Mobile: Business Banking App

Quick Start Guide

Get Started

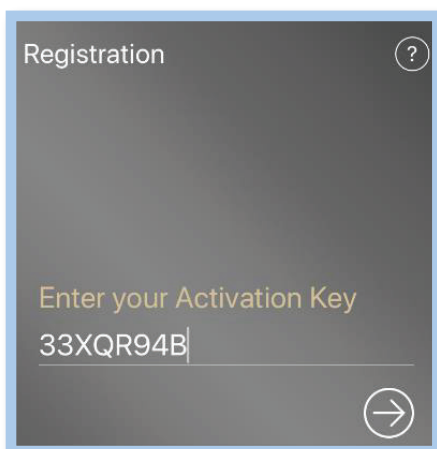
GO TO GOOGLE PLAY OR THE APPLE APP STORE TO DOWNLOAD THE HERITAGE BANK OF COMMERCE, BUSINESS MOBILE BANKING APP:

Upon successfully downloading the app you will be required to enter an Activation Key:

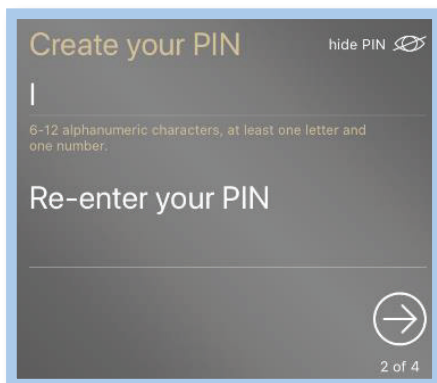
To retrieve your unique Activation Key, login to Small Business or Commercial Online Banking. Go to **My Settings > My Profile > Software Activation Key**

Software Activation Key: 33XQR94B (example)

Enter your Activation Key.



Create your Mobile PIN and Re-enter your PIN.



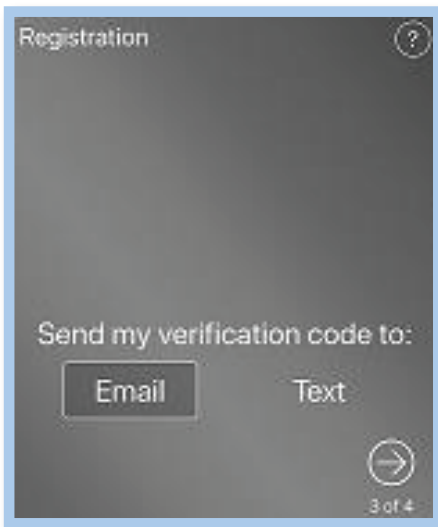
HERITAGE
BANK OF COMMERCE



A verification code will be sent to you based on your current settings, email or text. To update your settings, login to Small Business or Commercial Online Banking. Go to **My Settings > My Profile**.

To receive your code via email, verify your email address.

To receive your code via text message, select "Enable SMS Messages", agree to "Terms and Conditions", and enter the cell phone number for "Message Enabled Cell Phone Number".



Enter your verification code:



Rev 5/2021

If you have questions regarding
Business Mobile Banking, please call

800.796.4777

www.HeritageBankofCommerce.bank



Heritage Bank of Commerce © 2021
Equal Housing Lender • Member FDIC